

NEW "QUICK SHIP" TDX SP2 POWER WHEELCHAIR DEAL



Choose your TDX base model, select your foot plate option, then select your FREE[^] MATRX Accessories (Cushion + Backrest + Headrest) from the options below. Transport approved and ready to ship in 3 weeks all included in the price!

BASE MODEL OPTIONS

- ✓ TDXSP2 Tilt Only w/LiNX \$14,990* DRIVE AWAY
- ✓ TDXSP2 Tilt & Elevate w/LiNX \$15,990* DRIVE AWAY

Choose from the Fixed Centre Foot Plate or Swing Away Footrests for either base model.







EASY AS 1 2 3!

1. SELECT YOUR TDX BASE MODEL
2. SELECT YOUR FOOT PLATE OPTION
3. SELECT YOUR FREE ACCESSORIES[^]

[^]Free Matrix accessories include the option of one Cushion, one Backrest & one Headrest option per order and must be selected from the defined product matrix options on page 2. No substitutions available - offered special price is locked.

CONTACT US

WA  (08) 9456 1661
 saleswa@hospequip.com.au

VIC  (03) 9580 1055
 vicadmin@hospequip.com.au

 hospequip.com.au

SA  (08) 7225 8720
 sareception@hospequip.com.au

QLD  (07) 3448 9243
 qldadmin@hospequip.com.au

NSW  1300 467 737
 nswadmin@hospequip.com.au

The Invacare TDX SP2 is an elite, high-performance, centre-wheel drive power wheelchair. The perfect mix of functionality, customisation and style that adapts to your body, needs and desired lifestyle.

ADD A MATRIX CUSHION, BACKREST & HEADREST FROM THE OPTIONS BELOW

MAXTX CUSHION OPTION	MATRIX BACKREST OPTION	MATRIX HEADREST OPTION
LIBRA CUSHION	ELITE BACKREST	ELAN HEADREST 6" STD
LIBRA HEAVY DUTY CUSHION	ELITE TR BACKREST	ELAN HEADREST 10" STD
VI CUSHION PAEDIATRIC	ELITE DEEP BACKREST	ELAN HEADREST 14" STD
VI CUSHION STANDARD	PB POSTURE BACKREST	ELAN 4 POINT PAD
VI CUSHION HEAVY DUTY	PB DEEP BACKREST	ELAN 4 POINT PAD SMALL
PSP CUSHION PAEDIATRIC	E2 BACKREST	Excludes occipital & hardware models.
PSP CUSHION HEAVY DUTY	E2 DEEP BACKREST	
PS CUSHION PAEDIATRIC	MATRIX Backrest option excludes any heavy duty models.	
PS CUSHION STANDARD		
PS CUSHION HEAVY DUTY		



QUICKSHIP BASE MODEL SPECIFICATIONS INCLUSIONS:

BASE SPECIFICATIONS

- 22NF Style Tray - Narrow Base 24"
- 50 Ah Gel Batteries (on chair)
- Battery Charger
- Wheelchair Transport Brackets
- User Weight <136kg
- 14" x 3" Black Tires with Gel Foam Inserts
- LED Lights & Indicators

SEAT SPECIFICATIONS

- 18" Width / 18" Depth - Adjustable from 16" - 20"
- Back Canes Only 20"H
- Adult Dual Post Armrests - 12.75"-15.75"
- Standard Armpads Full Length - 2.25"x14"
- Push Button Style Lap Belt
- 17.25" Seat to Floor Height
- Adjustable 16" - 20" Frame - compatible with the Matrix seat cushions & backrests.

SHROUD & RIM COLOURS

Black Ice Glossy

ELECTRONICS SPECIFICATIONS

- Expandable Controller (Power Module)
- Hardness Required for Expandable System
- LiNX G-TRAC Module
- 3.5" Touch Screen Remote
- Quad Link Swing Away Joystick Mount RH

OPTIONAL UPGRADE - COLOURED SHROUD & RIM PACKAGE FOR AN EXTRA \$499



- ENHANCED STABILITY
- INTUITIVE DRIVING EXPERIENCE
- LINX SMART TECH
- RANGE OF SPECIALIST CONTROLS
- INTELLIGENT SEATING SYSTEM

*FREE METRO DELIVERY INCLUDED, DELIVERIES TO REGIONAL & REMOTE AREAS WILL INCUR ADDITIONAL FEES. REGULATORY COMPLIANCE: AS/NZS 3695.1 | ISO 7176-19. PRICE VALID UNTIL 28TH FEB 2025.

CONTACT US

- WA** (08) 9456 1661 | saleswa@hospequip.com.au
- VIC** (03) 9580 1055 | vicadmin@hospequip.com.au
- SA** (08) 7225 8720 | sareception@hospequip.com.au
- QLD** (07) 3448 9243 | qldadmin@hospequip.com.au
- NSW** 1300 467 737 | nswadmin@hospequip.com.au
- hospequip.com.au