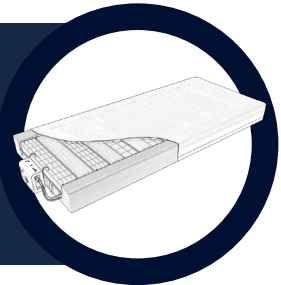
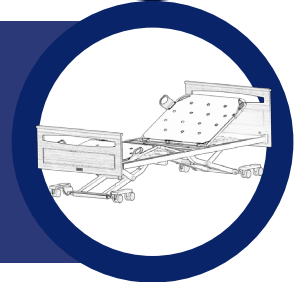


# Professional Development Workshops

Pressure Injury Prevention & Management



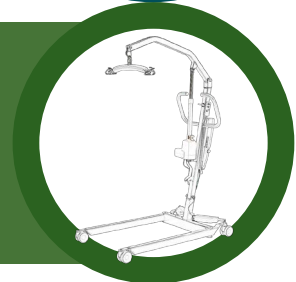
Breakfast in Bed



Are You Sitting Comfortably



Move It, Move It !





## Meet your presenter ...

**Julia Salmon** is a highly experienced Senior Occupational Therapist with current AHPRA and AIHI affiliations.

She completed her OT studies in the UK in 1989 and continues to expand her knowledge base through professional development and short courses. She is currently working towards her Masters in International Health at Curtin University.

Over the years Julia has excelled in the varied roles she has undertaken. Having spent many years in clinical settings in several countries, she can appreciate the challenges faced by her trainees and as a result her approach is very relevant and practical.

Julia generously shares her skills and has been asked to present on the international stage. Harnessing her research and experience, she has developed a multitude of educational programs and assessment tools to facilitate more effective and efficient patient care.

HospEquip has been fortunate to have Julia as part of the team for the last 2 years. She is a passionate advocate for ensuring every individual has the right clinical equipment to provide the right support and maximise function and comfort, while also taking care of their pressure care needs.

Julia's workshops are fun and informative and will provide you with the tools you need to assess, clinically evaluate and fit the correct equipment for children and adults.

*If you would like to request additional or bespoke training, please complete the form at the back and return it to Julia or give her a call to discuss your requirements further. She will then prepare a session outline for your consideration and input.*

08 9456 1661 | [julia.salmon@hospequip.com.au](mailto:julia.salmon@hospequip.com.au)


# Learning Goals

Best practise information on strategies to identify and manage clients with pressure injury risk and to ensure effective and correct use of pressure management equipment.

Pressure Injury Prevention & Management

Provide clinical information and practical techniques for evaluating and prescribing profiling beds and mattresses.

Breakfast in Bed



Provide foundational knowledge and information on positioning and seating for improved posture, increased sitting tolerance and pressure injury management with reference to the product features and prescription of Kirton Chairs.

Are You Sitting Comfortably



Provide hands on tips & tricks on transferring, moving & assisting postural repositioning for clients in bed or in a chair. Correct selection and use of appropriate equipment matched to the users' needs.

Move It Move It !





# Pressure Injury Prevention & Management

Aged Care | Community | Independent Living

## Who Should Attend?

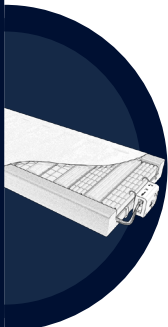
**Care & Nursing Staff | Allied Health | Staff Training Personnel | Facility Procurement Officers**

It is beneficial to have mixed participant groups which include trained clinicians and care staff.

*An on-site contact is required to act as the site link person for planning / follow up and distributing resources*

## What Learning Objectives will be covered?

- Identify and describe different **categories / stages** of Pressure Injuries
- Describe how body tissues are **impacted by pressure** and the relationship between force / area / pressure i.e. to understand and describe principles of **pressure distribution** and **off loading**
- Identify and describe how pressure injury risk is influenced by multiple **factors** e.g. mobility, cognitive impairment, poor nutritional status, sensory perceptual issues etc. - relate to locally used PI **assessment tool**
- Identify key **body areas** where PI is most commonly seen in this setting
- **Report** the usual process of their facility management once PI risk / PI has been identified
- Understand and demonstrate the **correct use** of pressure cushions including quick checks (selection tips for Allied Health prescribers)
- Have knowledge of PI **prevention** and **management resources**



### Outline

Identify stages / categories of PI

Understand contributing factors:

- multi-factorial
- assessment
- local reporting process
- management

Provide resources to assist in PI prevention

Seek feedback for staff / training co-ordinator regarding follow up

Develop follow up plan with on-site contact

### Resources Provided



- ✓ Daily Checks to Reduce PI Risk (HospEquip A4)
- ✓ Pressure Care Guide (HospEquip Booklet)
- ✓ PPIPA Prevention & Treatment of Pressure Ulcers (Quick Reference Guide)
- ✓ Range of Mattresses / Cushions used for PI management

(Hardcopy and Electronic copy)

# Breakfast in Bed

Clinical Reasoning for Product Matching



## Who Should Attend?

Allied Health | Staff Training Personnel | Facility Procurement Officers

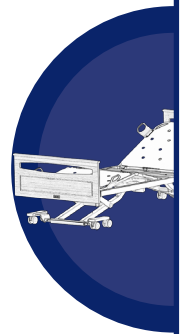
*Workshops are run at the HospEquip showroom.*

*Sessions are limited to 6 participants*

*(We recommend you wear comfortable clothing as you will be sitting in the beds for the workshop)*

## What Learning Objectives will be covered?

- Identify and select the appropriate bed **type** and **features** required by the client and their carer
- Demonstrate and describe correct and effective use of a **profiling** bed and mattress for different situations
- Identify and select the most appropriate **support surface** (mattress) for pressure management, function and comfort
- Directly **compare** and **evaluate** products through personally trying them out during the session



### Outline

Profiling beds:

clinical rationale | features | use

Mattress / Support Surface selection

Principles of PI prevention:

reactive/active action - foam | hybrid | air

Current guidelines on bed positioning for:

- clinical need
- repositioning
- function
- pressure injury management

Complete product matrix

### Resources Provided

- ✓ Daily Checks to Reduce PI Risk (HospEquip A4)
- ✓ Pressure Care Guide (HospEquip Booklet)
- ✓ PPIPA Prevention & Treatment of Pressure Ulcers (Quick Reference Guide)
- ✓ Bed & Mattress product information and matrix
- ✓ Clinical Studies
- ✓ Mattress Selection | Hybrids Made Easy - ("How to" Guides)

(Hardcopy and Electronic copy)





5hr

## Are you sitting comfortably

Seating Awareness (referencing Kirton Chairs)

### Who Should Attend?

**Allied Health | Staff Training Personnel | Facility Procurement Officers**

*Workshops are run at the HospEquip showroom and other locations.*

*On-site workshops can be arranged for over 12 participants*



### What Learning Objectives will be covered?

- Identify normal posture **patterns** and postural **abnormalities**
- Increase knowledge of the **causes** of pressure damage and **methods** that can be used to assess risk
- Increase confidence in completing a seating **assessment** and implementing a posture seating **plan**
- Increase knowledge of selecting Kirton products to meet clients' needs, including **set up** and **adjustment**

#### Outline

Recognise | Assess commonly presenting postures

How tilt-in-space and correct positioning contribute to:

- improved posture
- increased sitting tolerance
- more effective pressure management

Complete product matrix and information provided

#### Resources Provided

- ✓ Pressure Care Guide (HospEquip Booklet)
- ✓ The Little Book of Seating (Seating Guide)
- ✓ Seating for Clinicians (Educational Booklet)
- ✓ Detailed Powerpoint handout
- ✓ Postural Seating Quick Reference

(Hardcopy and Electronic copy)



# Move It, Move It !

Aged Care | Community | Independent Living | Disability Services



## Who Should Attend?

**Care Staff | Nursing Staff | Allied Health | Staff Training Personnel**

It is beneficial to have mixed participant groups which include trained clinicians and care staff.

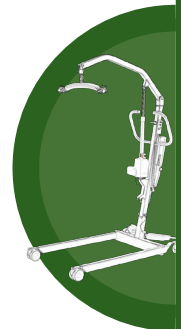
*A practical workshop with time allocated for participants to practice with equipment.*

*On-site training can be arranged for groups of 10 - 15 participants*

*An on-site contact is required to act as the site link person for planning / follow up and distributing resources*

## What Learning Objectives will be covered?

- Identify and select from a range of positioning **products** for different needs
- Identify and select most appropriate **slings** - style | size
- Identify and select product options for bed **mobility** and assistance to **reposition**
- Identify and select products for repositioning on the bed / chair  
**transfer aids** | product **features** - tilt and recline
- Demonstrate understanding of methods and **techniques** used to assist a user to reposition themselves
- Identify **optimal postures** for function and comfort throughout the day



### Outline

Optimal posture leads to optimal function and comfort

Correct product selection & training is required for products designed to assist with transfers and positioning to ensure:

- user comfort
- safe use for care staff
- safe use for client

Manual handling principles are adhered to:

- content is complementary to mandatory training

Develop follow up plan with on-site contact

### Resources Provided

- ✓ Daily Checks to Reduce PI Risk (HospEquip A4)
- ✓ Pressure Care Guide (HospEquip booklet)
- ✓ Product brochures for patient handling products
- ✓ Sling Matrix

(Hardcopy and Electronic copy)



**I would like to request product information and training**

Name	Organisation
Phone	Email
Brief description of work role (Team OT   PT   Nurse   Carers)	

**Products that are most relevant to my work role and client group**

Product Areas	Specific areas I'd like covered regarding the selected product
<input type="checkbox"/> Beds & mattresses	
<input type="checkbox"/> Pressure Care	
<input type="checkbox"/> Pressure Cushions	
<input type="checkbox"/> Falls Prevention	
<input type="checkbox"/> Shower & Bathroom	
<input type="checkbox"/> Wheelchairs	
<input type="checkbox"/> Wheelchair Seating & Positioning	
<input type="checkbox"/> Aged Care Seating & Positioning	
<input type="checkbox"/> Patient Handling	
<input type="checkbox"/> Postural support in lying	

**More topics and products available at [www.hospequip.com.au](http://www.hospequip.com.au)**

If you have a specific topic you would like training on, please complete below.  
It will assist me in planning the session and ensure that I would be the most suitable person to address your learning needs.

<b>Training Session Title</b>	
Your Learning Goals	
Potential Attendance	Job Role and Number of People
Location	
Duration / Frequency	
Follow-up required	